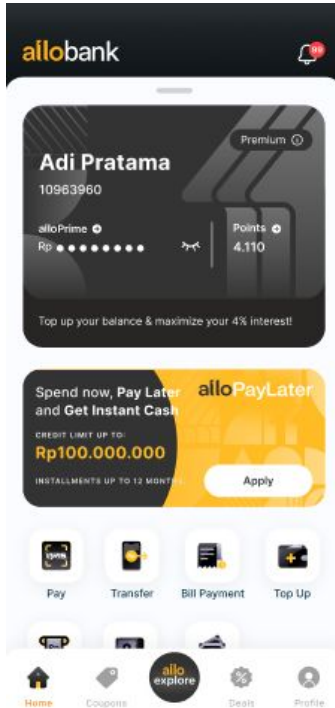


PayLater On-Boarding And email verification

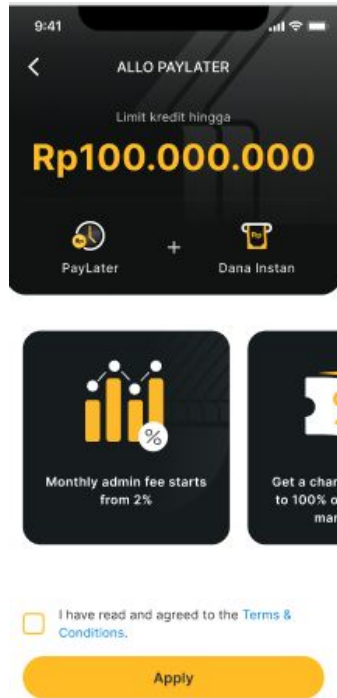
Training Material

[OLD] On Boarding Process in Lending 1/2

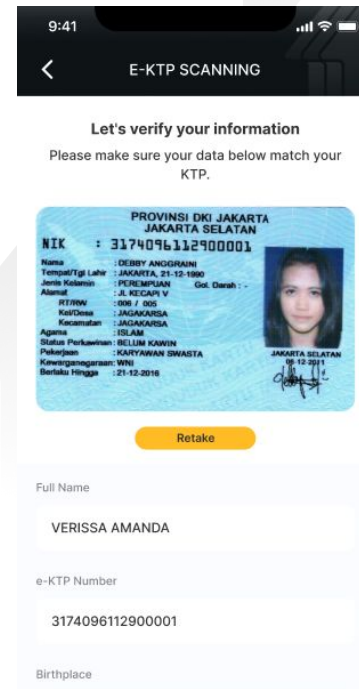
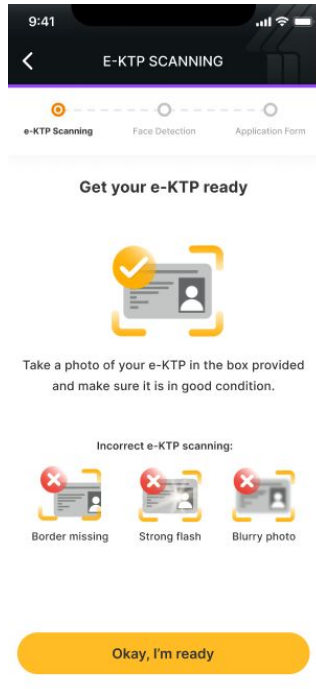
Halaman Utama Allo App



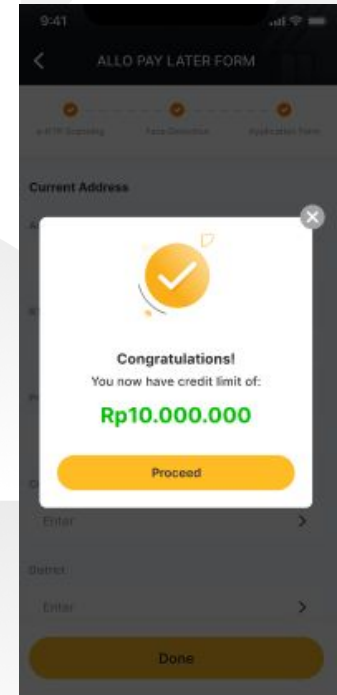
Halaman TnC



Scan KTP - Tahap OCR



Pre-approval limit



Proses Underwriting Nasabah

Apabila nasabah ditolak pada saat proses Underwriting maka Nasabah tidak dapat lanjut ke tahap selanjutnya

[OLD] On Boarding Process in Lending 2/2

Face Check / Liveness Check



Loan Form

9:41
ALLO PAY LATER FORM

KTP Scanning Face Detection Application Form

Current Address

Address
Komplek Palem Kartika Jln Palem Kartika...

Province
Aceh

City
Aceh Besar

District
Baitussalam

Sub-District
Baet

RT RW Postal Code
010 003 13890

Halaman Utama Allo Pay Later

9:41
ALLO PAY LATER

Available Credit Limit
Rp10.000.000
Total Credit Limit Rp10.000.000

Get Instant Cash
Up to Rp10.000.000 **Get Cash**

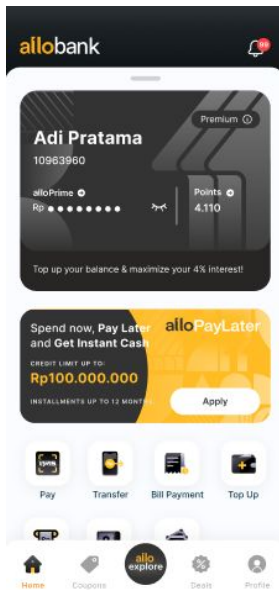
Amount Due
It's all good! Nothing is due at the moment

Coupons
Billing Cycles
FAQ

Setelah limit disetujui maka nasabah akan diarahkan ke halaman utama Allo Pay Later

[NEW] Pemindahan underwriting proses, setelah allobank nasabah submit loan form.

Halaman Utama Allo App



Halaman TnC



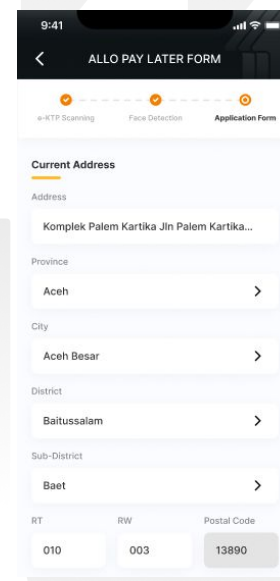
Scan KTP - Tahap OCR



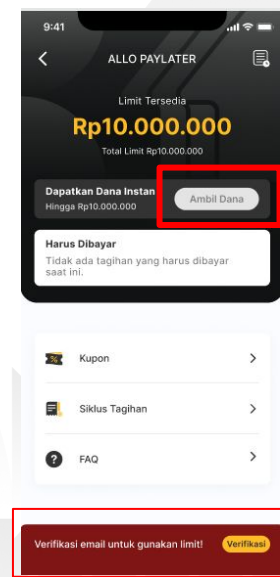
Face Check / Liveness Check



Loan Form



Halaman Utama Allo Pay Later



Setelah nasabah selesai mengisi form dan submit. Underwriting proses ak

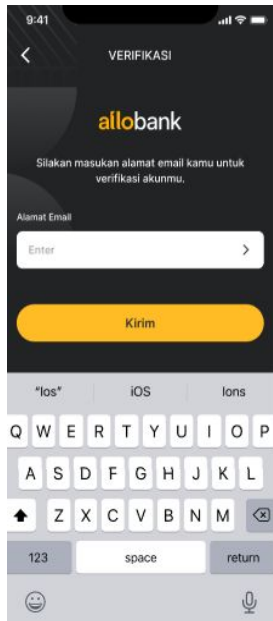
[NEW] Nasabah harus melakukan verifikasi email **allobank** setelah pengajuan paylater disetujui

Halaman Utama Allo Pay Later



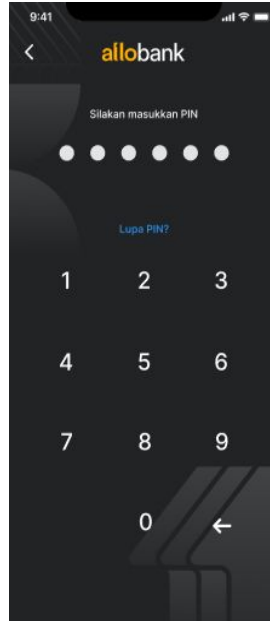
Verifikasi email dapat dilakukan dengan klik tombol verifikasi di paylater homepage.

Halaman Verifikasi Email

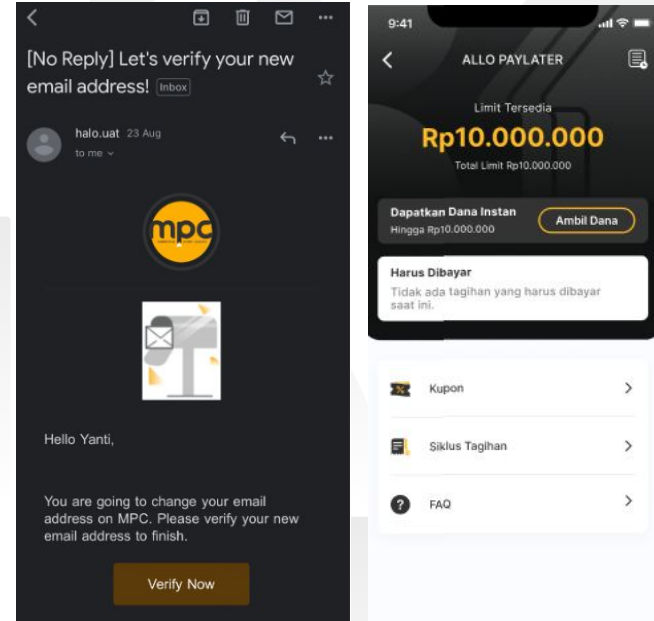


Pengisian email

Input PIN



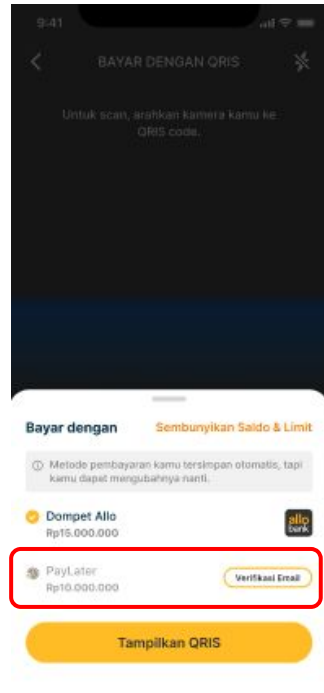
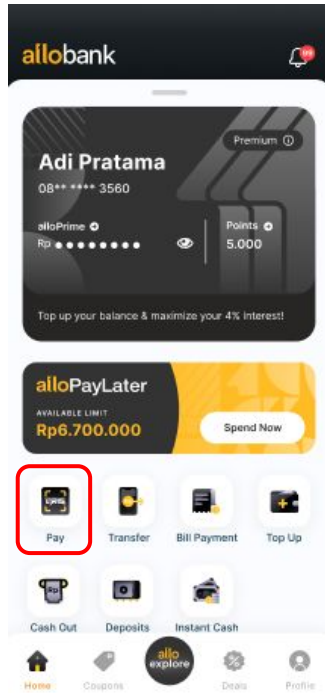
Verifikasi Email




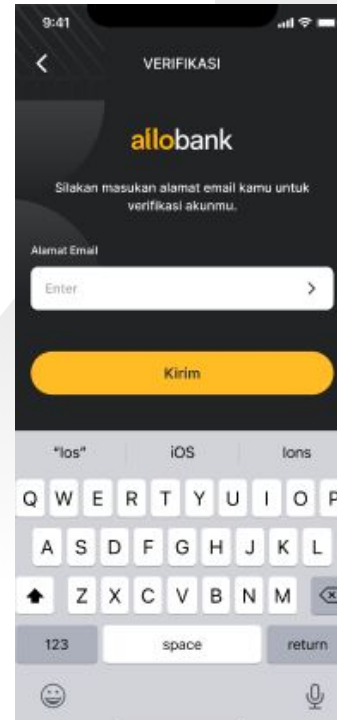
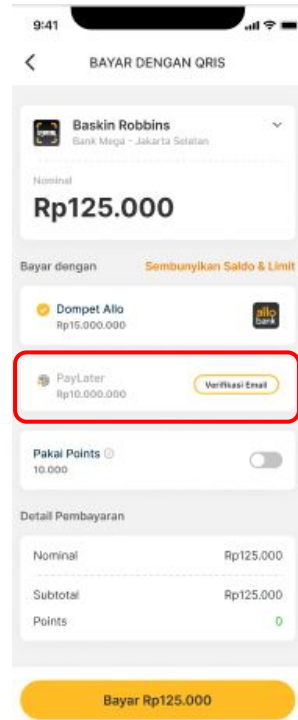
Nasabah harus klik button verify yg dikirimkan melalui email, jika email verifikasi sukses. Nasabah dapat mulai menggunakan limit paylater dan cash out.

[NEW] Email verifikasi melalui halaman QRIS

allobank

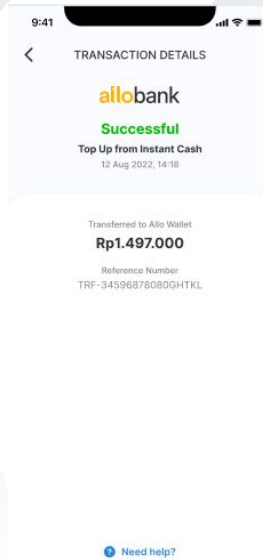
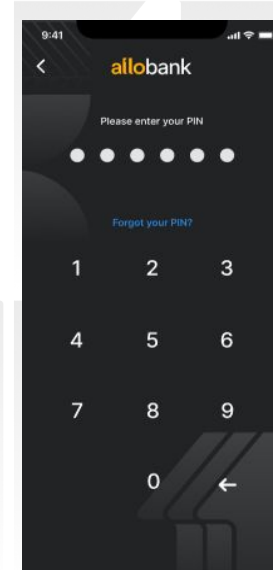
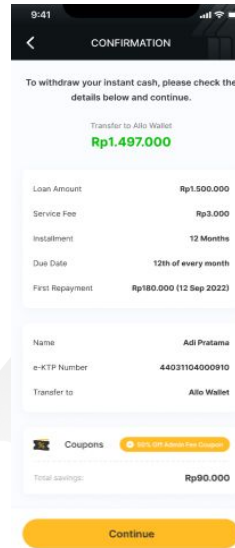
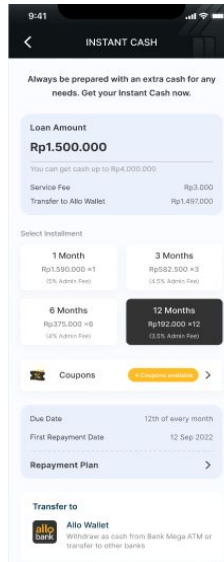
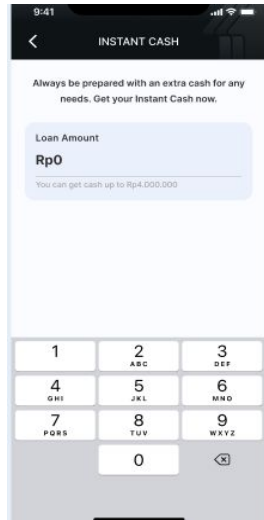
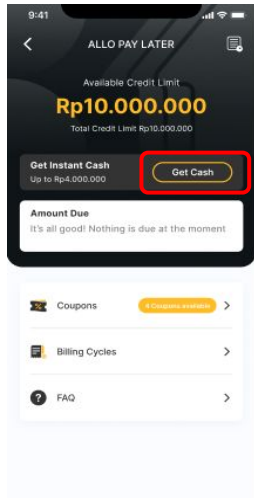


or



Nasabah PayLater juga dapat melakukan verifikasi email melalui halaman Payment. Nasabah dapat klik tombol verifikasi email dan mengisi email yg tepat untuk dikirimkan link verifikasi.

Proses Transaksi Instant Cash



Nasabah dapat melakukan pencairan dana instan, dengan mengakses ke halaman paylater atau klik menu instant cash pada allo apps.

Nasabah perlu memasukkan jumlah dana yang akan dicairkan dan memilih tenor. Selanjut nya nasabah perlu memasukkan PIN dan dana instant cash akan di transfer ke allo wallet nasabah

Proses pembayaran dengan PayLater.

